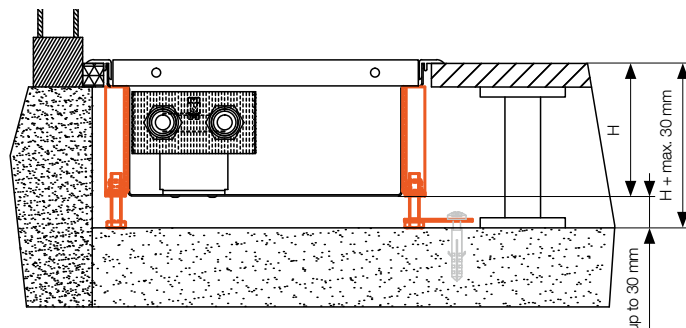


RAISED FLOOR INSTALLATIONS

Structural supports for raised floor trench heater installations offer stable and effective solutions. Structural supports are manufactured from non-lacquered steel and are suitable for raised floors of a depth up to 500 mm. Structural supports are suitable for **Optimal FKO** and **Basic FKB** models.

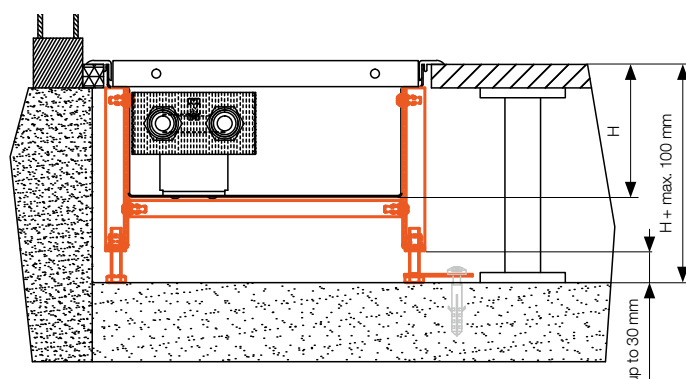
SZP-03 low raised floor support

Trench heaters are fitted with reinforcing bars and set screws, which enable the trench heater to be installed at the required height. Set screws must be anchored to the floor to prevent movement. Reinforcing bars are not included as standard and cannot be fitted subsequently. The screws allow setting a maximum height which is max. 30mm higher than the trench heater itself. Recommended for raised floors with a **maximum depth 30mm** greater than the unit height of the trench heater.



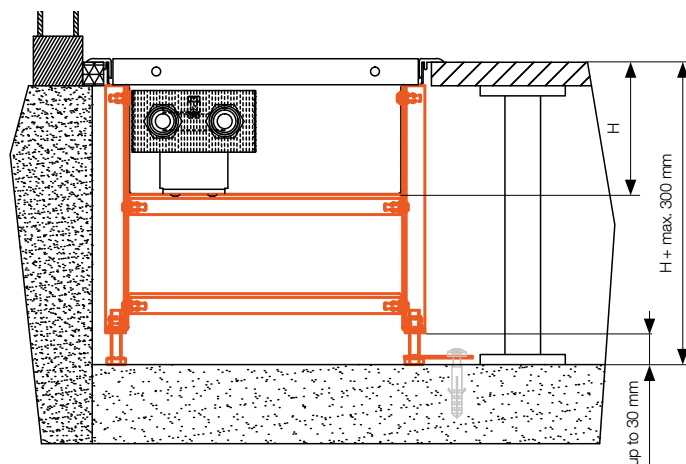
SZP-10 higher raised floor support

Customized solutions for all projects dealing with higher raised flooring. This is a more robust version of the low raised floor support, equipped with one support at the bottom of the trench heater. The precise technical design depends on customer's requirements. Recommended for raised floors with a **maximum depth 100mm** greater than the unit height of the trench heater.



SZP-30 high raised floor support

Customized solutions for all projects dealing with high raised flooring. This is a reinforced version of the higher raised floor support, equipped with two supports at the bottom of the trench convector. The precise technical design depends on customer's requirements. Recommended for raised floors with a **maximum depth 300mm** greater than the unit height of the trench heater.



ORDER CODE

Support	Raised	Floor	Support version	Depth FK (cm)	Width FK (cm)
S	Z	P	-	..	/ ..

Example order code:
SZP-10/15/26



Supports must be ordered together with trench heaters due to structural alterations to convector casings! Components of several types of raised floor support are integral parts of the trench heater body.

Convactor length	Recommended number of supports
800–1000	3
1100–1500	4
1600–2000	5
2100–2500	6
2600–3000	7

